



### Key Points: Aurora Fortitude Absolute Return Fund

- ❑ ASX listed Aurora Funds Limited established on the merger of three existing fund management businesses. Combined funds under management & administration as of 30 June 2015 totals \$230m.
- ❑ The Aurora Fortitude Absolute Return Fund (AFARF) has a ten year track record investing in ASX listed equities. CIO John Corr has over 20 years financial market experience with a focus on risk.
- ❑ A Market Neutral overlay is used across a multi strategy approach which allows for flexible asset allocation to maximise returns and minimise risk under a variety of market conditions and cycles.
- ❑ Use of low risk "long" derivatives and option overlays has provided positive returns with low volatility during periods of market dislocation.
- ❑ 85% of monthly performances have been positive, with no losing months in 2008 and a largest drawdown of -2.09%.



| Key Statistics %                     | Aurora Fortitude ARF | Index* |
|--------------------------------------|----------------------|--------|
| Jun-15                               | 0.17                 | -5.30  |
| Annualised Return                    | 7.23                 | 7.24   |
| Latest 3 Months                      | 0.82                 | -6.55  |
| Latest 6 Months                      | 2.10                 | 3.10   |
| Latest 12 Months                     | 1.73                 | 5.68   |
| Latest 24 Months p.a.                | 3.12                 | 11.40  |
| Latest 36 Months p.a.                | 3.98                 | 15.04  |
| Latest 60 Months p.a.                | 4.46                 | 9.67   |
| % Positive Months                    | 85.48                | 62.10  |
| Best Month                           | 3.63                 | 7.98   |
| Worst Month                          | -1.60                | -12.61 |
| Largest Drawdown                     | -2.09                | -47.19 |
| Average +ve Return                   | 0.77                 | 3.25   |
| Average -ve Return                   | -0.47                | -3.56  |
| Annualised Standard Deviation        | 2.65                 | 13.85  |
| Downside Deviation (Since Inception) | 1.26                 | 10.33  |
| Sharpe Ratio (Since Inception)       | 1.06                 | 0.26   |
| Sortino Ratio                        | 2.11                 | 0.26   |

\*Index is ASX200 Accumulation & statistics adjusted to Fund's start date

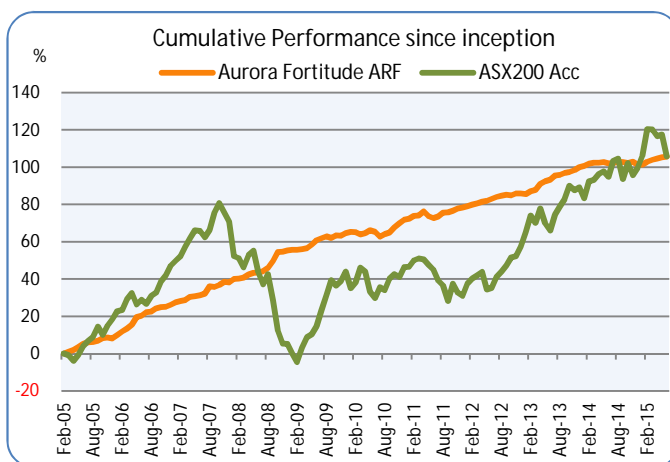
### Management Company Overview : Aurora Funds Limited

Aurora Funds Limited (ASX:AFV) was formed as a result of the merger of Aurora Funds Management Ltd, Sandringham Capital Pty Ltd and Fortitude Capital Pty Ltd prior to listing on the ASX in July 2010. Each of the three companies had an established track record in the Australian fund management industry and combined to form a Fund Manager with \$230m on behalf of over 2,500 investors, offering four strategies spread across domestic and international equities, property, infrastructure and alternative assets.

The Aurora Fortitude Absolute Return Fund was originally established in March 2005 as the Fortitude Capital Absolute Return Trust. Co-Founder and CIO John Corr has over 20 years financial market experience, including 8 years as a proprietary trader and Head of Equity Trading at Solomon Smith Barney/Citigroup.

The merger with Aurora and Sandringham was undertaken to strengthen Fortitude's overall distribution and profile, including the potential to reach retail investors. The enlarged entity was also designed to satisfy the wholesale and institutional market's ever increasing requirements for structure, compliance and critical mass post the GFC. Aurora directors, management and staff comprise approximately 50% of Aurora's share registry.

On 2 April 2015, Keybridge Capital Limited and Aurora Funds Limited concluded the acquisition deal for the sale of Aurora Funds Management Limited (AFML). The AFML is the responsible entity and investment manager for the five Aurora branded funds. The purchase by Keybridge will provide Aurora with additional capital to invest in its future growth, investment expertise and resources to the investment management team.



The Aurora Fortitude Absolute Return Fund is listed on [www.prismselect.com](http://www.prismselect.com) and applications can be made online using OLIVIA123.

| Performance - Net of Fees (%) |       |       |       |      |       |       |       |      |       |       |       |       |        | Aurora Fortitude Absolute Return Fund |       |       |       |      |       |       |       |      |       |       |       |       |        |
|-------------------------------|-------|-------|-------|------|-------|-------|-------|------|-------|-------|-------|-------|--------|---------------------------------------|-------|-------|-------|------|-------|-------|-------|------|-------|-------|-------|-------|--------|
| Year                          | Jan   | Feb   | Mar   | Apr  | May   | Jun   | Jul   | Aug  | Sep   | Oct   | Nov   | Dec   | YTD    | Year                                  | Jan   | Feb   | Mar   | Apr  | May   | Jun   | Jul   | Aug  | Sep   | Oct   | Nov   | Dec   | YTD    |
| 2015                          | -0.04 | 0.75  | 0.55  | 0.34 | 0.31  | 0.17  | -     | -    | -     | -     | -     | -     | 2.10%  | 2015                                  | -0.04 | 0.75  | 0.55  | 0.34 | 0.31  | 0.17  | -     | -    | -     | -     | -     | -     | 2.10%  |
| 2014                          | 0.32  | 0.62  | 0.24  | 0.01 | 0.19  | -0.31 | 0.07  | 0.30 | -0.07 | -0.29 | 0.38  | -0.74 | 0.71%  | 2014                                  | 0.32  | 0.62  | 0.24  | 0.01 | 0.19  | -0.31 | 0.07  | 0.30 | -0.07 | -0.29 | 0.38  | -0.74 | 0.71%  |
| 2013                          | -0.19 | 0.80  | 0.42  | 1.68 | 0.78  | 0.46  | 1.13  | 0.18 | 0.53  | 0.28  | 0.52  | 0.74  | 7.57%  | 2013                                  | -0.19 | 0.80  | 0.42  | 1.68 | 0.78  | 0.46  | 1.13  | 0.18 | 0.53  | 0.28  | 0.52  | 0.74  | 7.57%  |
| 2012                          | 0.34  | 0.49  | 0.45  | 0.44 | 0.26  | 0.55  | 0.61  | 0.36 | 0.33  | -0.23 | 0.54  | 0.02  | 4.23%  | 2012                                  | 0.34  | 0.49  | 0.45  | 0.44 | 0.26  | 0.55  | 0.61  | 0.36 | 0.33  | -0.23 | 0.54  | 0.02  | 4.23%  |
| 2011                          | 0.31  | 0.90  | 0.16  | 1.25 | -1.46 | -0.61 | 0.51  | 1.19 | 0.11  | 0.43  | 0.67  | 0.34  | 3.83%  | 2011                                  | 0.31  | 0.90  | 0.16  | 1.25 | -1.46 | -0.61 | 0.51  | 1.19 | 0.11  | 0.43  | 0.67  | 0.34  | 3.83%  |
| 2010                          | 0.44  | -0.13 | -0.73 | 0.43 | 0.91  | -0.49 | -1.60 | 0.86 | 0.58  | 1.61  | 1.37  | 1.05  | 4.33%  | 2010                                  | 0.44  | -0.13 | -0.73 | 0.43 | 0.91  | -0.49 | -1.60 | 0.86 | 0.58  | 1.61  | 1.37  | 1.05  | 4.33%  |
| 2009                          | 0.21  | 0.01  | 0.28  | 0.26 | 1.20  | 1.55  | 0.63  | 0.67 | -0.58 | 0.82  | -0.02 | 0.82  | 6.01%  | 2009                                  | 0.21  | 0.01  | 0.28  | 0.26 | 1.20  | 1.55  | 0.63  | 0.67 | -0.58 | 0.82  | -0.02 | 0.82  | 6.01%  |
| 2008                          | 1.34  | 0.17  | 0.27  | 1.21 | 0.63  | 0.19  | 0.49  | 1.14 | 2.62  | 3.13  | 0.21  | 0.37  | 12.38% | 2008                                  | 1.34  | 0.17  | 0.27  | 1.21 | 0.63  | 0.19  | 0.49  | 1.14 | 2.62  | 3.13  | 0.21  | 0.37  | 12.38% |
| 2007                          | 1.14  | 0.52  | 0.32  | 1.40 | 0.21  | 0.36  | 0.69  | 3.06 | -0.30 | 0.71  | 1.32  | -0.23 | 9.55%  | 2007                                  | 1.14  | 0.52  | 0.32  | 1.40 | 0.21  | 0.36  | 0.69  | 3.06 | -0.30 | 0.71  | 1.32  | -0.23 | 9.55%  |
| 2006                          | 1.71  | 1.82  | 1.38  | 1.82 | 3.63  | 0.57  | 1.55  | 0.27 | 1.32  | 0.61  | 0.14  | 0.81  | 16.75% | 2006                                  | 1.71  | 1.82  | 1.38  | 1.82 | 3.63  | 0.57  | 1.55  | 0.27 | 1.32  | 0.61  | 0.14  | 0.81  | 16.75% |
| 2005                          | -     | -     | 1.02  | 0.96 | 1.50  | 1.58  | 0.92  | 0.18 | 0.52  | 1.34  | 0.28  | -0.50 | 8.06%  | 2005                                  | -     | -     | 1.02  | 0.96 | 1.50  | 1.58  | 0.92  | 0.18 | 0.52  | 1.34  | 0.28  | -0.50 | 8.06%  |



Senior Management and Directors of Aurora include Steuart Roe, Simon Lindsay, MD, Oliver Morgan, Chairman and John Corr who is Chief Investment Officer of Aurora Funds Ltd. Stephen Karrasch recently joined the business as the Head of Distribution, and previously worked as Philo Capital's Head of Sales.

### Aurora Fortitude Absolute Return Fund (AFARF)

The Aurora Fortitude Absolute Return Fund is an Australian unit trust open to both retail and wholesale investors, and is also available as an ASX listed vehicle (ASX:ABW). The Fund has a track record dating back to March 2005.

Since that time the Manager has applied a low risk market neutral strategy focusing on ASX listed equities which has provided investors with returns of 3% to 10% over cash, with low volatility and minimum drawdowns during varying market conditions.

### Investment Strategy

The overall strategy is Market Neutral, but the Manager uses five broad sub strategies with uncorrelated returns designed to build diversification into the portfolio. These sub strategies include:

- Long volatility derivatives (Options), generally long individual stock or equity index options, providing protection when markets gap down, and positive returns when markets move strongly.
- Convergence, investing in ADR's and CDI's with a focus on liquidity and short term (< 2 years) convertible arbitrage.
- Yield, investing in Australian debt/equity structures to provide arbitrage opportunities especially as debt prices disconnect approaching maturity.
- Event Driven (Mergers and Acquisitions) investing only in announced schemes or takeovers which in Australia have a historically high completion rate.
- Long/Short mainly from short term opportunities resulting from market experience, access to broker research and deal flows such as book builds and placements.

### Strategy Implementation

Aurora has an investment team of 7, with 3 dedicated to the AFARF. The balance of the team, 3 of whom are located in Melbourne, provide additional analysis as required. John Corr is CIO and is assisted by two experienced Senior Portfolio Managers, Sheriden Hure who joined in 2005, and Andrew Ward in 2006.

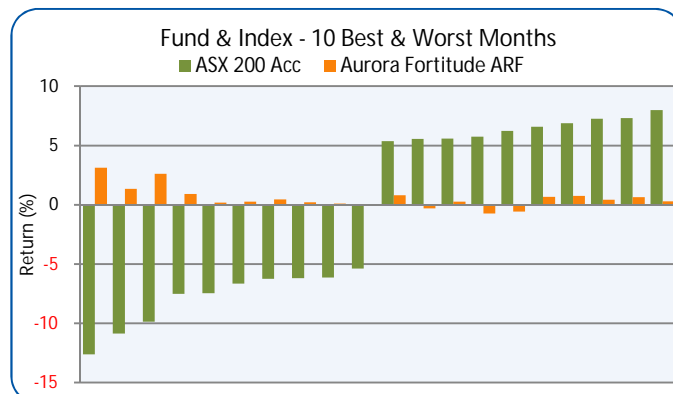
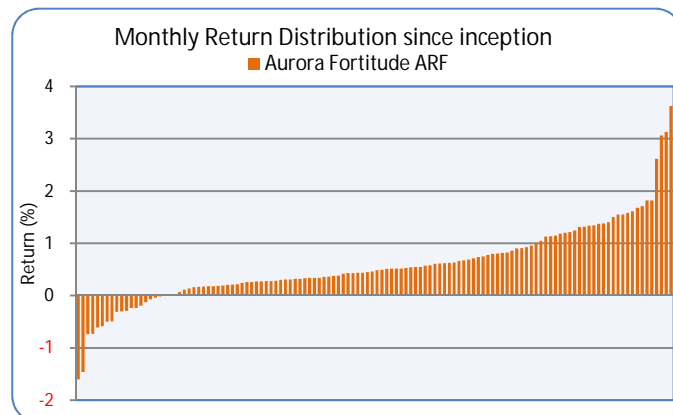
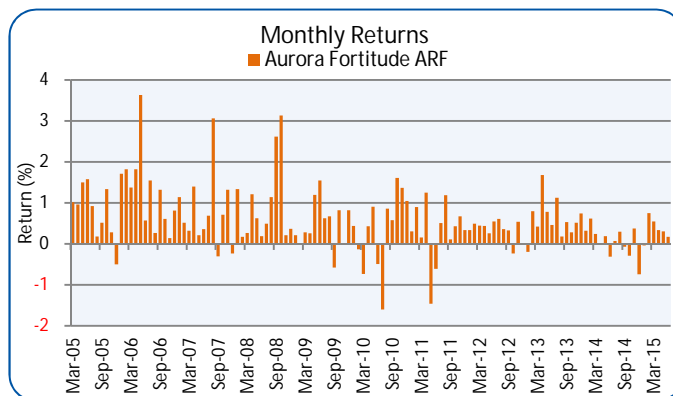
The investment team meets daily to discuss market moves and opportunities, with formal investment meetings held every fortnight. The Fund aims to manage risk at both strategy and portfolio level. Corr's aversion to risk ensures that the potential downside of a trade is the primary consideration prior to entering any position.

The underlying purpose behind the implementation of the Fund's multi strategy approach is to have a flexible allocation model between each, so the manager can maximise opportunities at different stages of the market to drive returns whilst offsetting market risk.

The Fund's past history the exposure and performance attribution of each strategy has varied significantly as allocations were adjusted to suit market conditions. The significant use of long options provided protection and positive returns in 2008 as markets fell sharply and volatility increased. In contrast during 2009, 2010 and 2011 falling volatility resulted in negative returns from the Option strategy, while Long/Short, Yield, M&A Convergence drove performance.

### Performance Review

- The Aurora Fortitude Absolute Return Fund has one of the most risk averse Key Performance Statistics of any fund in AFM's database. The Fund has very low volatility compared to the ASX200 Acc Index .
- However the focus on protecting investors' capital can lead to underperformance compared with their peers in strong equity markets.
- Every year, since inception, the Fund has recorded a positive annual performance.
- Whilst past performance cannot be guaranteed to be repeated, the Fund's strategy of using "long volatility" options and derivatives, along with Corr's insistence on viewing potential losses prior to implementing trades, contribute to the Fund's risk record.





### Operations and Risk Management

The Fund has a range of documented risk limits across the portfolio to restrict position size and concentration. Total investment in small cap companies (under \$500m) is limited to 10%, and the entire portfolio must be able to be liquidated in under 3 days. Leverage is limited to 5 times NAV, but historically has never exceeded 1.3 times.

There is no risk committee as such, with Corr monitoring and overseeing the positions of each strategy on a daily basis. Recently the Fund has made significant improvements to their risk management, by appointing an Independent Risk Manager, Thomas Gillespie, who reports directly to the Managing Director and the Board. Gillespie has a shared role as Head of Research and brings over 25 years of industry experience. There is daily risk review and documentation of compliance and risk report exceptions. Fortnightly Investment Committee minuted meetings continue to monitor risk and portfolio limits.

The Compliance and Operational Committee chaired by CFO Betty Poon meets quarterly and oversees the Investment Committee to ensure strategy and risk limits are maintained. Two external members of the Compliance Committee attend each quarter.

Key person risk is strongly dependant on John Corr in spite of having an experienced investment team at both Fund and Company level. Corr's role as CIO and director of a listed entity managing multiple funds possibly posed a distraction to the Fund's performance in early 2010.

Co-incidentally or otherwise, the Fund's previously consistently positive track record faltered or a period of 6 to 8 months prior to the listing in July 2010, before returning to the previous "norm" which has since continued.

The introduction of a committee to manage compliance is a step in Aurora's strategy of becoming acceptable to asset allocators and institutional investors. Business risk has been reduced following the creation and listing of Aurora Funds Limited, providing critical mass and the opportunity to broaden the investor base using Aurora's existing distribution team.

### Investor Relations

The Aurora Fortitude Absolute Return Fund is an unlisted Australian unit trust open to wholesale and retail investors with minimum initial investment of \$2,000. Strategy FUM is \$126m spread across HNW investors and retail fund flows. Strategy capacity is estimated at \$1bn.

The strategy is also available via an ASX listed version, the Aurora Absolute Return Fund, (ASX:ABW) which invests 95% of its assets in the unlisted Fund, with 5% being retained as cash to manage liquidity for redemptions.

Unlike ASX Listed Investment Companies (LIC's) which have a closed end structure and can suffer from poor liquidity or trade at a large discount to NAV, the structure of the ABW listed fund is open ended. Aurora are committed to make a total spread of 0.5 of a cent around the NAV, providing both daily liquidity (T+3) and a fair price to reflect the portfolio's daily NAV.

In addition to ASX liquidity, both the listed and unlisted version pays a minimum distribution of 1.5% each quarter, plus franking providing an attractive yield for investors seeking a regular income stream.

### Aurora Fortitude Absolute Return Fund Key Facts

|                       |                                  |
|-----------------------|----------------------------------|
| Strategy              | Equity Market Neutral            |
| Domicile              | Australia                        |
| Investor Type         | Wholesale and Retail             |
| Min. Investment       | A\$2,000                         |
| Additional Investment | A\$500                           |
| Management Fee        | 1.48625% p.a incl GST            |
| Performance Fee       | 20.5% p.a, inc GST with HWM      |
| Performance Hurdle    | RBA Cash Rate                    |
| Min. Term             | N/A                              |
| Investment Frequency  | Daily with 0.02% buy/sell spread |
| Redemption            | Daily with 0.02% buy/sell spread |
| Inception Date        | Mar-05                           |
| Strategy Size         | A\$88 million                    |
| Manager's Total FUM   | A\$230 million                   |
| Distribution:         | Quarterly                        |

However, depending on investment performance, a part of this distribution may be paid out of capital

### Structure and Compliance

Aurora Funds Management Limited holds AFSL 222110 and Fortitude Capital holds AFSL 221131. This is a legacy from Fortitude Capital and is likely to be rationalised in due course.

### Service Providers

|                |                        |
|----------------|------------------------|
| Prime Broker:  | UBS                    |
| Administrator: | Unity Administration   |
| Auditor:       | PriceWaterhouseCoopers |
| Legal:         | Baker and McKenzie     |

Commentary and performance data in this Fund Review is updated monthly by Australian Fund Monitors Pty Ltd. This version expires on the date shown below and should not be used after that date. If you do not have a current copy please contact us or visit our website:

[www.fundmonitors.com](http://www.fundmonitors.com)  
[info@fundmonitors.com](mailto:info@fundmonitors.com)  
Phone: +61 2 8007 6611



### About Australian Fund Monitors

Australian Fund Monitors (AFM) is a specialist research and information provider focusing on the Absolute Return and Hedge Fund Sector. Established in 2006, AFM holds AFS licence 324476 to provide general advice to wholesale investors only.

### AFM Information and Research Services

AFM's On-line Information Services:

Provide comparative performance and factual fund data along with industry information available on [www.fundmonitors.com](http://www.fundmonitors.com) and [www.prismselect.com](http://www.prismselect.com).

AFM Fund Reviews:

Provide quantitative performance information along with descriptions of various aspects of each fund and the fund's manager. AFM Fund Reviews do not contain financial advice but are designed to provide self-directed investors and their advisers with an accurate, balanced and verifiable description of the fund's strategy and the manager's approach to enable the reader to make an informed decision on the suitability of the product for their particular purposes.

AFM FACTORS Research:

AFM FACTORS Reports consist of in depth and detailed due diligence reports on specific funds and are designed for use by the research departments of dealer groups, financial advisers, and platforms. FACTORS research provide a quantitative approach to a range of operational and due diligence factors which combined with a detailed qualitative description provides the basis for inclusion of a particular fund on the approved product lists. AFM FACTORS reports are updated quarterly.

### AFM Research Methodology

AFM's research product and methodology has specific benefits and features which differentiates AFM Fund Reviews from other research products.

AFM Fund Reviews do not provide ratings or recommendations:

We believe that blanket ratings and recommendations can be misleading, and are not able to take into account the financial circumstances or objectives of individual investors.

AFM Fund Reviews are clearly and concisely written:

This enables investors or their advisors to understand the objective and processes behind each fund's strategy, and the structure and operations of the management company. When used in conjunction with the quantitative comparison of the fund's key performance and risk indicators (KPI's) included in each Fund Review, the reader is in a better position to make an informed decision regarding the suitability of the fund for an individual investor's requirements.

AFM Fund Reviews are updated every month:

Out of date research is potentially inaccurate research. Not only can a fund's performance and risk profile change over the course of the year (typically the cycle for much of the managed fund research available) but so can operational details and investment personnel. Each AFM Fund Review contains an expiry date, and each fund manager is not permitted to distribute out of date reviews.

AFM specialises in the absolute return, hedge and actively managed fund sector:

We believe that this is a specialised area of the managed fund market, and as such requires a specific focus and expertise. The seniority and experience of AFM's research team and our focus explains why we label our product as:

"Trusted, Targeted Research"

For further details please contact:

Australian Fund Monitors Pty Ltd

ACN: 122 226 724

Phone: +61 2 8007 6611

PO Box R1904, Royal Exchange,

[contact@fundmonitors.com](mailto:contact@fundmonitors.com)

[www.fundmonitors.com](http://www.fundmonitors.com)

[www.prismselect.com](http://www.prismselect.com)

### Disclaimer & Copyright

While we take great care and attention to the quality of our information and research services, this report is provided and should be read on the basis of the following Terms and Conditions:

The information in this report, including financial returns, strategies, and other content (collectively referred to as "Content") has been prepared and issued by Australian Fund Monitors Pty Limited (A.C.N. 122 226 724, AFSL 324476) otherwise referred to as AFM. The information and Content does not contain Financial Advice. Users of this report or any Content of AFM's websites (the "Websites") should not act or make any financial decision without first seeking professional advice. Whilst the Content has been prepared with all reasonable care from sources which we believe are reliable, no responsibility or liability is accepted by AFM for any errors or omissions or misstatements contained herein. Any opinions, forecasts or recommendations reflect information and assumptions at the date of publication and may change without notice. In preparing the Content it is not possible to take into consideration the investment objectives, financial situation or particular needs of any individual user.

Disclosure of Interest

AFM has or may have interests in, or received fees either directly from a company itself or by a third party to provide consultancy services or corporate research. Australian Fund Monitors Pty Limited, its directors, employees or related parties (collectively "AFM") may have investments in, or commercial relationships with, companies or entities which are mentioned in this Report, and which might give rise to a potential conflict of interest.

Copyright Protection

All Content herein is owned by Australian Fund Monitors Pty Limited (A.C.N. 122 226 724) and is protected by copyright. You must not copy, frame, modify, transmit or distribute the content in full or in part, without seeking the prior written consent of the copyright owner. Users are prohibited from copying, distributing, transmitting, displaying, publishing, selling, licensing, creating derivative works or using any content on the web site for commercial or public purposes.

Copyright © 2014 by Australian Fund Monitors Pty Limited All rights reserved.

No Warranties

AFM does not make any claims, promises, guarantees, representations or warranties regarding the accuracy, completeness or fitness for purpose of the Content. All information and content in this report is provided on an *as is* basis, without warranty of any kind either express or implied. It is the responsibility of the user to evaluate the accuracy, completeness or usefulness of any information, opinion, general advice or other.